




Appendix 1 - Tri Borough Risk Management Scoring Matrix		
Scoring (Impact)		
Impact Description	Category	Description
1 Very Low	Cost/Budgetary Impact	£0 to £25,000
	Impact on life	Temporary disability or slight injury or illness less than 4 weeks (internal) or affecting 0-10 people (external)
	Environment	Minor short term damage to local area of work.
	Reputation	Decrease in perception of service internally only – no local media attention
	Service Delivery	Failure to meet individual operational target – Integrity of data is corrupt no significant effect
2 Low	Cost/Budgetary Impact	£25,001 to £100,000
	Impact on life	Temporary disability or slight injury or illness greater than 4 weeks recovery (internal) or greater than 10 people (external)
	Environment	Damage contained to immediate area of operation, road, area of park single building, short term harm to the immediate ecology or community
	Reputation	Localised decrease in perception within service area – limited local media attention, short term recovery
	Service Delivery	Failure to meet a series of operational targets – adverse local appraisals – Integrity of data is corrupt, negligible effect on indicator
3 Medium	Cost/Budgetary Impact	£100,001 to £400,000
	Impact on life	Permanent disability or injury or illness
	Environment	Damage contained to Ward or area inside the borough with medium term effect to immediate ecology or community
	Reputation	Decrease in perception of public standing at Local Level – media attention highlights failure and is front page news, short to medium term recovery
	Service Delivery	Failure to meet a critical target – impact on an individual performance indicator – adverse internal audit report prompting timed improvement/action plan - Integrity of data is corrupt, data falsely inflates or reduces outturn of indicator
4 High	Cost/Budgetary Impact	£400,001 to £800,000
	Impact on life	Individual Fatality
	Environment	Borough wide damage with medium or long term effect to local ecology or community
	Reputation	Decrease in perception of public standing at Regional level – regional media coverage, medium term recovery
	Service Delivery	Failure to meet a series of critical targets – impact on a number of performance indicators – adverse external audit report prompting immediate action - Integrity of data is corrupt, data falsely inflates or reduces outturn on a range of indicators
5 Very High	Cost/Budgetary Impact	£800,001 and over
	Impact on life	Mass Fatalities
	Environment	Major harm with long term effect to regional ecology or community
	Reputation	Decrease in perception of public standing nationally and at Central Government – national media coverage, long term recovery
	Service Delivery	Failure to meet a majority of local and national performance indicators – possibility of intervention/special measures – Integrity of data is corrupt over a long period, data falsely inflates or reduces outturn on a range of indicators

Scoring (Likelihood)	
Descriptor	Likelihood Guide
1. Improbable, extremely unlikely.	Virtually impossible to occur 0 to 5% chance of occurrence.
2. Remote possibility	Very unlikely to occur 6 to 20% chance of occurrence
3. Occasional	Likely to occur 21 to 50% chance of occurrence
4. Probable	More likely to occur than not 51% to 80% chance of occurrence
5. Likely	Almost certain to occur 81% to 100% chance of occurrence

Control	Details required
Terminate	Stop what is being done.
Treat	Reduce the likelihood of the risk occurring.
Take	Circumstances that offer positive opportunities
Transfer	Pass to another service best placed to deal with mitigations but ownership of the risk still lies with the original service.
Tolerate	Do nothing because the cost outweighs the benefits and/or an element of the risk is outside our control.

Symbol Key	
Trending upwards	 Risk is assessed to be generally trending upwards
Trending downwards	 Risk is assessed to be generally trending downwards
No change	 Risk is assessed to be generally staying the same